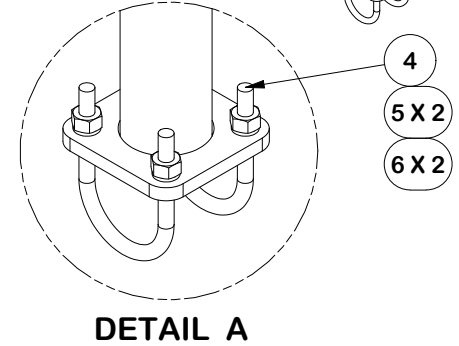
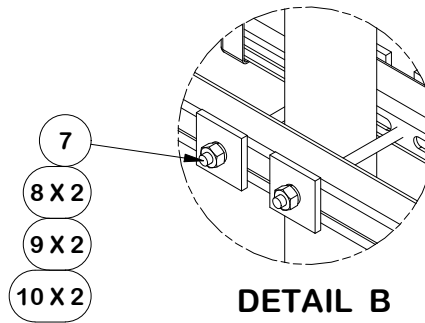
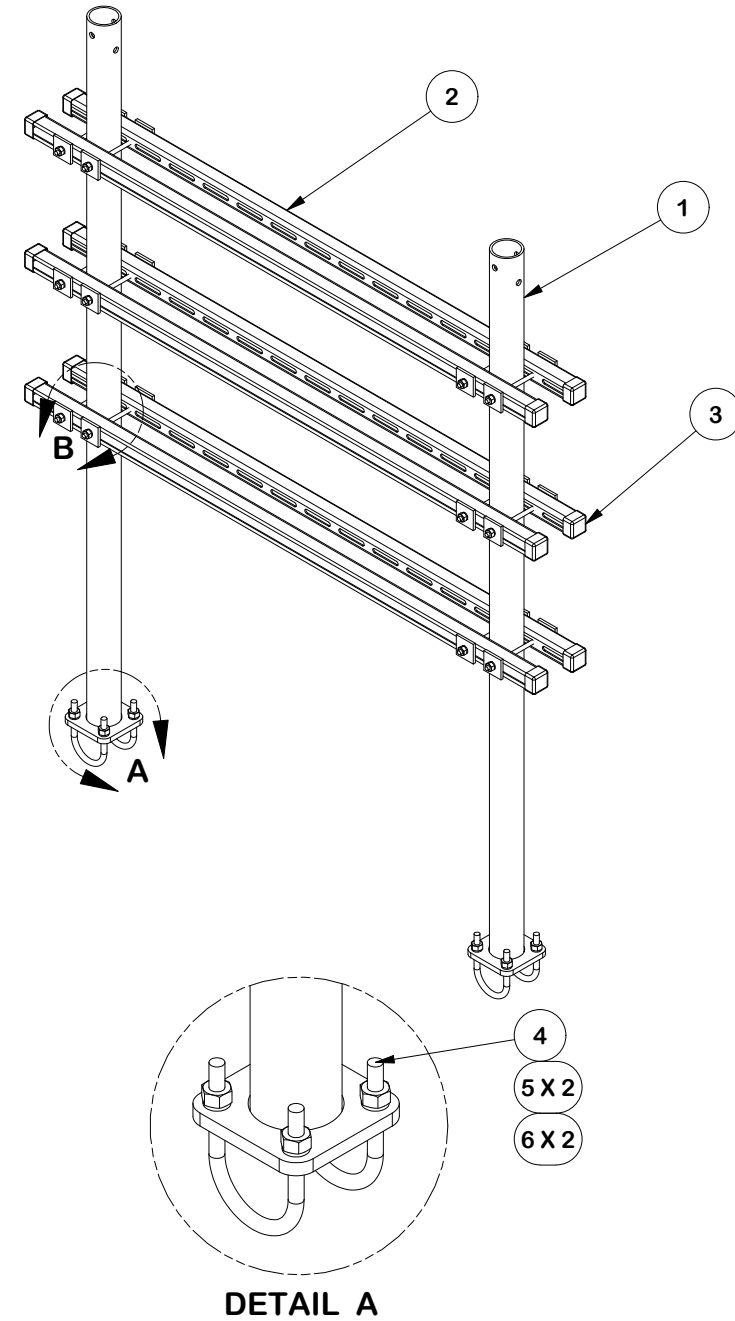
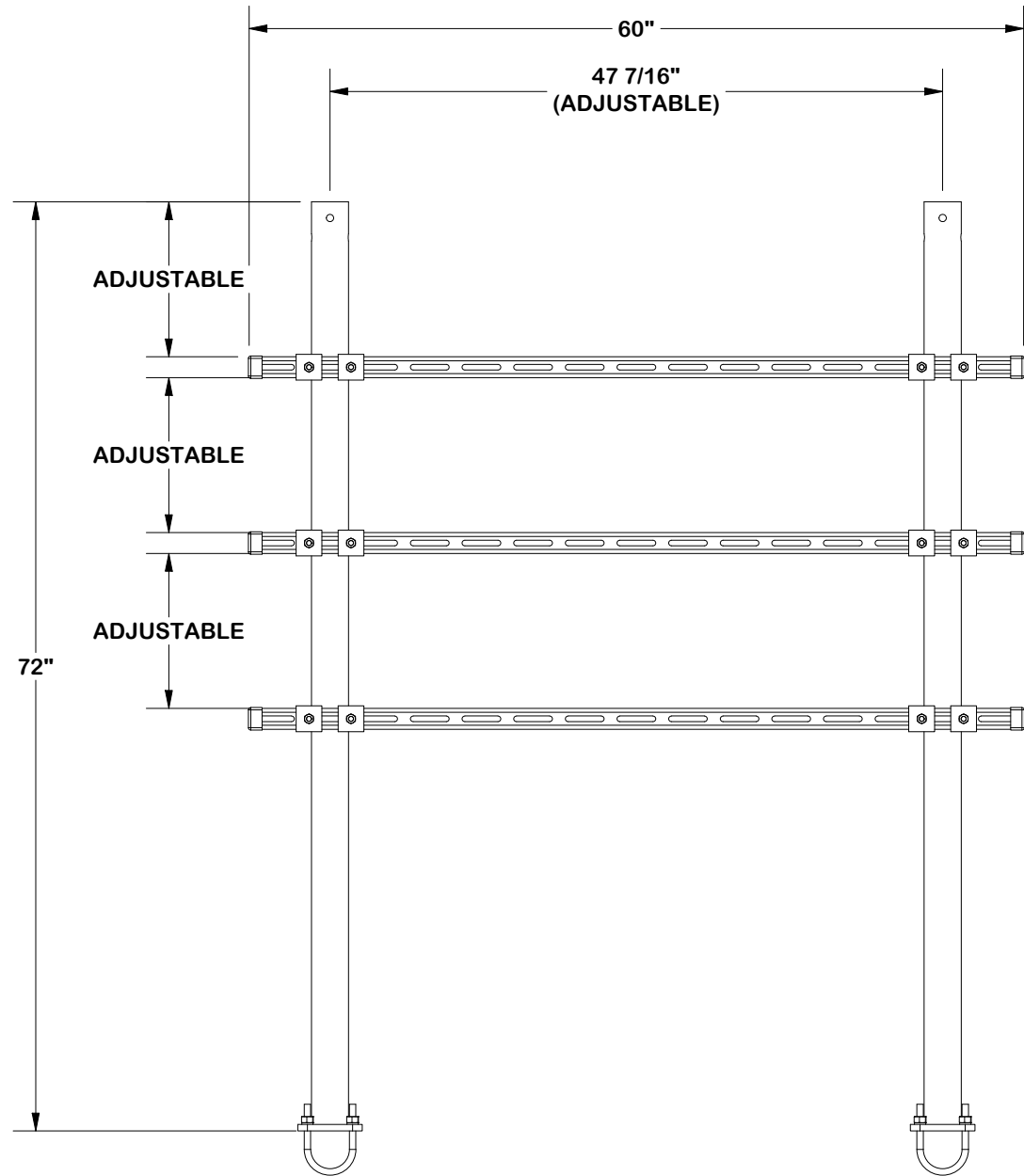


PARTS LIST						
ITEM	QTY	PART NO.	PART DESCRIPTION	LENGTH	UNIT WT.	NET WT.
1	2	X-CSRT-3072FW	CSRT FLANGE PIPE WELDMENT 2-7/8" x 72"		41.38	82.76
2	6	UNT5	UNISTRUT	60 in	10.19	61.14
3	12	UNICAP	UNISTRUT END CAP		0.03	0.39
4	4	X-UB1300	1/2 X 3" X 5" X 2" U-BOLT	5 in	0.74	2.95
5	8	G12LW	1/2" HDG LOCKWASHER	1/8 in	0.01	0.11
6	8	G12NUT	1/2" HDG HEAVY 2H HEX NUT	7/8 in	0.07	0.57
7	12	G38R-8	3/8" X 8" THREADED ROD (HDG.)		0.25	3.01
8	24	SQW38	3/8" SQUARE WASHER	2 in	0.29	6.94
9	24	G38LW	3/8" HDG LOCKWASHER		0.01	0.16
10	24	G38NUT	3/8" HDG HEAVY 2H HEX NUT		0.03	0.81
TOTAL WT. #						158.84



FINISH:  
HOT DIP GALVANIZED.

**TOLERANCE NOTES**

TOLERANCES ON DIMENSIONS, UNLESS OTHERWISE NOTED ARE:  
 SAWED, SHEARED AND GAS CUT EDGES ( $\pm 0.030"$ )  
 DRILLED AND GAS CUT HOLES ( $\pm 0.030"$ ) - NO CONING OF HOLES  
 LASER CUT EDGES AND HOLES ( $\pm 0.010"$ ) - NO CONING OF HOLES  
 BENDS AND ANGLES ARE  $\pm 1/2$  DEGREE  
 ALL OTHER MACHINING ( $\pm 0.030"$ )  
 ALL OTHER ASSEMBLY ( $\pm 0.060"$ )

PATENT INFORMATION: WWW.SITEPRO1.COM/PATENTS

PROPRIETARY NOTE:  
 THE DATA AND TECHNIQUES CONTAINED IN THIS DRAWING ARE PROPRIETARY INFORMATION OF VALMONT INDUSTRIES AND CONSIDERED A TRADE SECRET. ANY USE OR DISCLOSURE WITHOUT THE CONSENT OF VALMONT INDUSTRIES IS STRICTLY PROHIBITED.

DESCRIPTION  
**CONSTRUCTOR SERIES  
 6' X 5' 3 LAYER RRU RACK**



Engineering Support Team:  
 sp1engineering@valmont.com

CPD NO. <b>SP1</b>	DRAWN BY <b>SDR 10/6/2025</b>	ENG. APPROVAL <b>12/17/2025</b>
CLASS <b>87</b>	SUB <b>02</b>	DRAWING USAGE <b>CUSTOMER</b>
CHECKED BY <b>JET 12/17/2025</b>		

PART NO. <b>CSRT-RRU3-65</b>	PAGE <b>1 OF 1</b>
DWG. NO. <b>CSRT-RRU3-65</b>	